



The EXT50C Series SPD is a compact, state of the art high energy surge protection system. Its compact size saves valuable electrical room space. Plus, it can be installed in most retrofit situations. Available with surge rating of 50kA, the EXT50C is listed to UL 1449 Edition 4. The EXT50C is listed as a TYPE 1 device which means you don't have to worry about where to install it. It can be installed upstream or downstream of the service main disconnect.

Using special technology, the EXT series has lower let through voltages at high surge currents than similar hardwire devices. In addition, its technology prevents premature failure under unusual voltage conditions. Exclusive multipath protection means that redundant surge elements continue to provide protection even should an internal surge element fail.

The EXT series includes intelligent indicators for each protection mode. You can confirm total protection with a quick inspection of the LED indicators.

Part Number	EXT50C-120	EXT50C-120/208	EXT50C-120240
Nominal System Voltage (Un)	120 V	120/208 V	120/240 V
Distribution System	1Ph 2W+G	3Ph 4W+G	1Ph 3W+G
Max Continuous Operating Voltage (Uc)	170 VAC	170/276 VAC	
Stand-off Voltage	240 VAC	240/415 VAC	240/480 VAC
Frequency	50 – 60 Hz		
Short Circuit Current Rating (SCCR)	200 kA		
Nominal Discharge Current (In)	20 kA 8/20 $\mu$ s		
Max Discharge Current (Imax), Per Phase	50 kA 8/20 $\mu$ s		
Voltage Protection Rating (VPR), L-N	600 V @ 3 kA 1,200 V @ 20 kA		
Protection Modes	L-N L-PE N-PE		
Remote Contacts	Yes		
Status Indication	LED		
Surge Counter	No		
Technology	Over-current fusing TD technology with thermal disconnect		
Lead Size	#10		
Lead Length	30"		

## Features

- Single or Three Phase
- Compact for installation on virtually any panel
- Intelligent indicators for each protection mode
- High surge capacity
- Plug-in module
- Internally fused with 200kAIC interrupt rating

## Certifications

- UL 1449



### DANGER!

Only qualified personnel should install or service this system. Electrical safety precautions must be followed when installing or servicing this equipment. To prevent risk of electrical shock, turn off and lock out all power sources to the unit before making electrical connections or servicing.

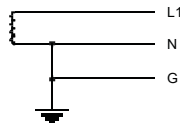
## Installation Instructions

### DRAWING 1

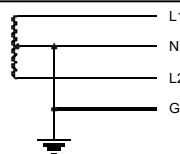
EXT50C

#### CONFIGURATION

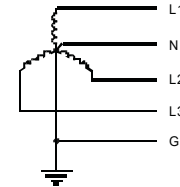
Single Phase  
1Ø 2W+G



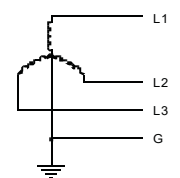
Single Phase  
(Split)  
1Ø 3W+G



Three Phase Wye  
3Ø Wye 4W+G



Three Phase Wye  
3Ø Wye 3W+G  
(No Neutral)



## Ordering Information

#### MODEL

#### VOLTAGE

MODEL	VOLTAGE
EXT50C	120/240 1 Phase
EXT50C	120/208Y 3 Phase
EXT50C	120/240D 3 Phase
EXT50C	277/480 3 Phase
EXT50C	UPS 3 Phase Universal Voltage

## Read and Understand These Instructions

#### Note:

- The EXT series is listed as a TVSS to UL1449 Edition 4. The EXT series is rated as a TYPE 1 SPD for installation on electric services upstream or downstream of the main. It must be installed per National Electric Code.
- The EXT can be installed on services rated up to 200,000 Amps fault current without external fusing.

Kenick  
11400 47th St N Ste A  
Clearwater, FL 33762  
Phone: (800) 362-9997  
www.KENICK.com

